

Floor Standing Enclosures
Steel Range | Mild Steel
Compact, Double door | EKD

IP 55 | TYPE 12, 13 | IK 10



01

Floor Standing Enclosures

1

Material:

Body and welded rear panel: 1.5 mm mild steel.
Door: 2 mm mild steel.
Mounting plate: 3 mm galvanized steel.
Bottom plates: 1 mm galvanized steel.

Body:

One piece enclosure body plus welded rear panel. Integrated depth profiles with hole pattern allowing mounting plate adjustment in depth.

Door:

Mounted with 4 hinges including door frame with 25 mm hole pattern and earthing studs. Standard doors can not be reversed.

Lock:

External espagnolette 4-point locking system. Standard fitted double-bit 3 mm insert. It can be exchanged for standard range of inserts, Euro-cylinder and a lift handle.

Bottom plates:

Consists of two sets of two pieces or three (D>300) pieces.

Mounting plate:

Double folded and slides into position. Adjustable in depth by steps of 25 mm. Mounting plate is delivered attached on the outside of the enclosure packaging. Fitted inside for 1600 mm wide mounting plates.

Earthing:

Can be accomplished by using ECF (Earthing connections for frame).

Finish:

RAL 7035 structured powder coating.

Protection:

Complies with IP 55 | TYPE 12, 13 | IK 10.

Delivery:

One piece body with fitted doors, bottom plates and mounting plate, including door earthing studs. The enclosure is delivered on a pallet identical to the enclosure width. Mounting plate is supplied on the outside of the enclosure packaging. All the packaging material is recyclable.



Dimensional table | EKD

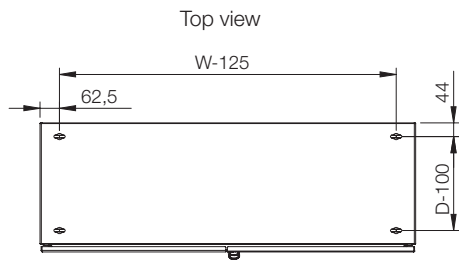
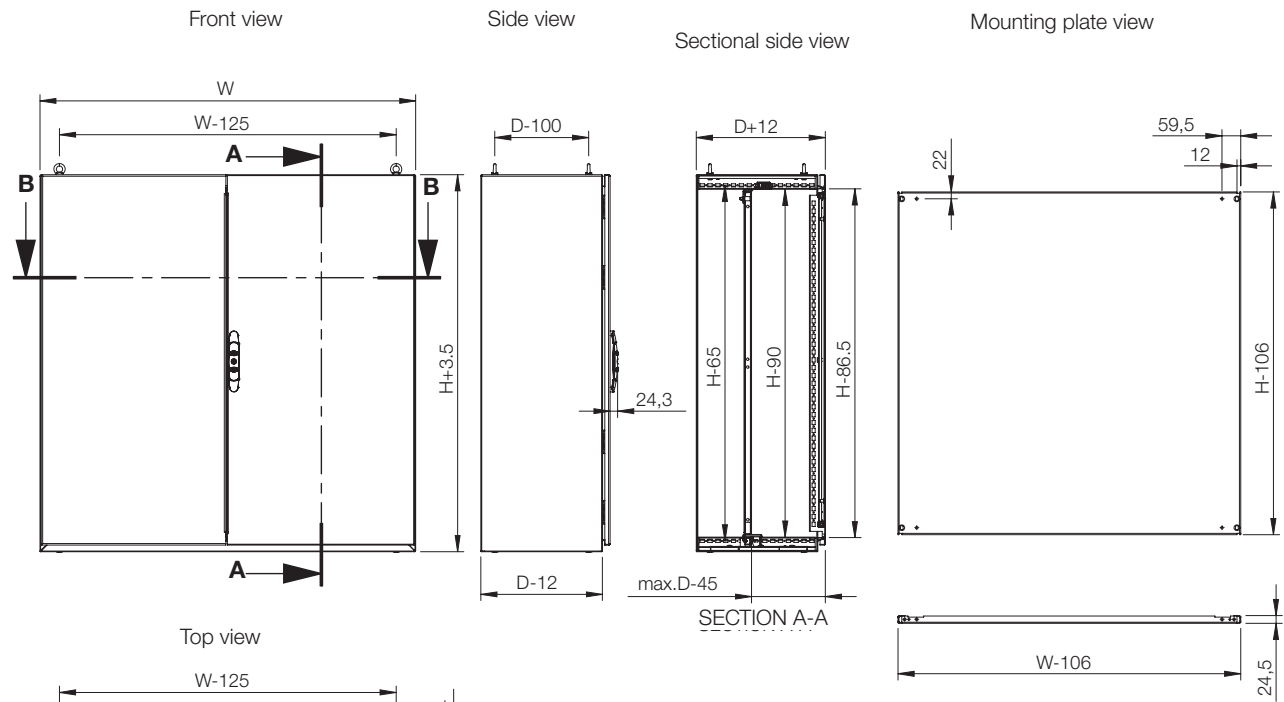
IP 55 | TYPE 12, 13 | IK 10

With mounting plate

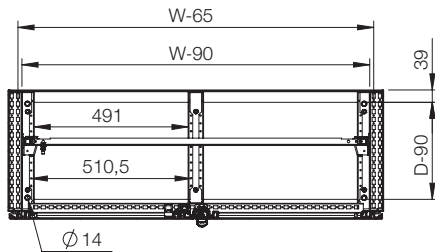
Enclosure dimensions			Mounting plate dimensions		Usable depth	Item no.
H	W	D	h	w	d	
1200	1200	300	1094	1094	255	EKD12123
1200	1200	400	1094	1094	355	EKD12124
1400	1000	300	1294	894	255	EKD14103
1400	1000	400	1294	894	355	EKD14104
1400	1200	300	1294	1094	255	EKD14123
1400	1200	400	1294	1094	355	EKD14124
1600	1200	400	1494	1094	355	EKD16124
1600	1200	500	1494	1094	455	EKD16125
1800	1200	400	1694	1094	355	EKD18124
1800	1200	500	1694	1094	455	EKD18125
1800	1600	400	1694	1494	355	EKD18164
2000	1200	400	1894	1094	355	EKD20124
2000	1200	500	1894	1094	455	EKD20125
2000	1600	400	1894	1494	355	EKD20164

Without mounting plate

Enclosure dimensions			Item no.
H	W	D	
1200	1200	300	EKD12123PE
1200	1200	400	EKD12124PE
1400	1000	300	EKD14103PE
1400	1000	400	EKD14104PE
1400	1200	300	EKD14123PE
1400	1200	400	EKD14124PE
1600	1200	400	EKD16124PE
2000	1200	500	EKD20125PE
2000	1600	400	EKD20164PE
1600	1200	500	EKD16125PE
1800	1200	400	EKD18124PE
1800	1200	500	EKD18125PE
1800	1600	400	EKD18164PE
2000	1200	400	EKD20124PE

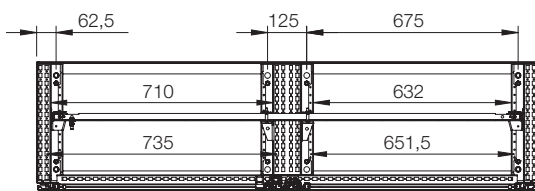


Sectional top view $W=1200$
(without bottom plates)



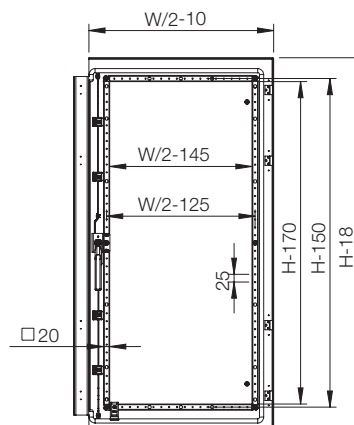
SECTION B-B

Sectional top view $W=1600$
(without bottom plates)

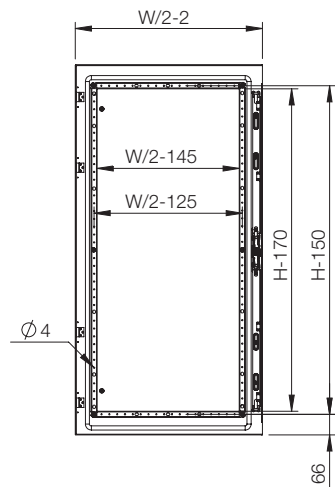


SECTION C-C


Inside left door view



Inside right door view



Accessories selection matrix I EKD



Enclosure	Mounting									
	H	W	D	Mounting plate	Mounting profile, in H	Mounting profile, in W	Mounting profile, in D	Click in profile, in W	Click in profile, in D	Side mounting bar
EKD12123	1200	1200	300	MP1212	CLPF1200	CLPF1200	-	CLPK1200	-	-
EKD12124	1200	1200	400	MP1212	CLPF1200	CLPF1200	CLPF400	CLPK1200	CLPK400	CMB402
EKD14103	1400	1000	300	MP1410	CLPF1400	CLPF1000	-	CLPK1000	-	-
EKD14104	1400	1000	400	MP1410	CLPF1400	CLPF1000	CLPF400	CLPK1000	CLPK400	CMB402
EKD14123	1400	1200	300	MP1412	CLPF1400	CLPF1200	-	CLPK1200	-	-
EKD14124	1400	1200	400	MP1412	CLPF1400	CLPF1200	CLPF400	CLPK1200	CLPK400	CMB402
EKD16124	1600	1200	400	MP1612	CLPF1600	CLPF1200	CLPF400	CLPK1200	CLPK400	CMB402
EKD16125	1600	1200	500	MP1612	CLPF1600	CLPF1200	CLPF500	CLPK1200	CLPK500	CMB502
EKD18124	1800	1200	400	MP1812	CLPF1800	CLPF1200	CLPF400	CLPK1200	CLPK400	CMB402
EKD18125	1800	1200	500	MP1812	CLPF1800	CLPF1200	CLPF500	CLPK1200	CLPK500	CMB502
EKD18164	1800	1600	400	MP1816	CLPF1800	CLPF1600	CLPF400	-	CLPK400	CMB402
EKD20124	2000	1200	400	MP2012	CLPF2000	CLPF1200	CLPF400	CLPK1200	CLPK400	CMB402
EKD20125	2000	1200	500	MP2012	CLPF2000	CLPF1200	CLPF500	CLPK1200	CLPK500	CMB502
EKD20164	2000	1600	400	MP2016	CLPF2000	CLPF1600	CLPF400	-	CLPK400	CMB402

* For compact and (EKS / EKD / EKSS / EKDS) the CLPF in depth or a CLPK in width should be used in combination with CAK02 (Profile bracket for compact enclosures).

** For the range EKS / EKD, CLPFK should be used to replicate the rear profile



Enclosure	Fixing							
	H	W	D	Front/rear plinths (100 mm height)	Plinth side panels (100 mm height)	Front/rear plinths (200 mm height)	Plinth side panels (200 mm height)	Ventilated front / rear plinths (100 mm height)
EKD12123	1200	1200	300	PF1120	PSK1030	PF2120	PSK2030	PV1120
EKD12124	1200	1200	400	PF1120	PSK1040	PF2120	PSK2040	PV1120
EKD14103	1400	1000	300	PF1100	PSK1030	PF2100	PSK2030	PV1100
EKD14104	1400	1000	400	PF1100	PSK1040	PF2100	PSK2040	PV1100
EKD14123	1400	1200	300	PF1120	PSK1030	PF2120	PSK2030	PV1120
EKD14124	1400	1200	400	PF1120	PSK1040	PF2120	PSK2040	PV1120
EKD16124	1600	1200	400	PF1120	PSK1040	PF2120	PSK2040	PV1120
EKD16125	1600	1200	500	PF1120	PSK1050	PF2120	PSK2050	PV1120
EKD18124	1800	1200	400	PF1120	PSK1040	PF2120	PSK2040	PV1120
EKD18125	1800	1200	500	PF1120	PSK1050	PF2120	PSK2050	PV1120
EKD18164	1800	1600	400	2 x PF1080	PSK1040	2 x PF2080	PSK2040	2 x PV1080
EKD20124	2000	1200	400	PF1120	PSK1040	PF2120	PSK2040	PV1120
EKD20125	2000	1200	500	PF1120	PSK1050	PF2120	PSK2050	PV1120
EKD20164	2000	1600	400	2 x PF1080	PSK1040	2 x PF2080	PSK2040	2 x PV1080

Accessories selection matrix I EKD

01

Floor Standing Enclosures



Enclosure				Cable		
	H	W	D	Cable fixing bar (mounted below bottom plates)	Cable fixing bar (mounted above bottom plates)	Ventilated bottom plates
EKD12123	1200	1200	300	CABP1200	CAB1200	-
EKD12124	1200	1200	400	CABP1200	CAB1200	-
EKD14103	1400	1000	300	CABP1000	CAB1000	-
EKD14104	1400	1000	400	CABP1000	CAB1000	CVB1004
EKD14123	1400	1200	300	CABP1200	CAB1200	-
EKD14124	1400	1200	400	CABP1200	CAB1200	-
EKD16124	1600	1200	400	CABP1200	CAB1200	-
EKD16125	1600	1200	500	CABP1200	CAB1200	-
EKD18124	1800	1200	400	CABP1200	CAB1200	-
EKD18125	1800	1200	500	CABP1200	CAB1200	-
EKD18164	1800	1600	400	2xCABP800	2xCAB800	2xCVB0804
EKD20124	2000	1200	400	CABP1200	CAB1200	-
EKD20125	2000	1200	500	CABP1200	CAB1200	-
EKD20164	2000	1600	400	2xCABP800	2xCAB800	2xCVB0804